



MLS 6622806 Commercial Sale

\$310,000



Description:

Great Corner lot with a good traffic flow count. A solid building with a great location. Zoned Commercial--It is ready for the next business to start building your dreams

Additional Details:

| | |
|------------------------|----------|
| Year Built | 1986 |
| Lot Acres | 0.26 |
| Lot Dimensions | 90 x 127 |
| Garage Stalls | 3 |
| School District | 31 |
| Taxes | \$2,714 |
| Taxes with Assessments | \$2,594 |
| Tax Year | 2024 |

Additional Features:

Fuel: Natural Gas **Garage:** 3 **Heat:** Forced Air **Sewer:** City Sewer/Connected **Water:** City Water/Connected

Driving Directions:

2301 Ash Ave NE



Listed By:
Edina Realty, Inc.

Affinity Real Estate Inc. participates in the Regional Multiple Listing Service of Minnesota, Inc Broker Reciprocity (sm) program, allowing us to display other broker's listings on our website. All properties are subject to prior sale, change or withdrawal.







Call Affinity Real Estate

218-237-3333

info@affinityrealestate.com



Affinity Real Estate - 600 Park Avenue South - Park Rapids MN 56470



website: www.AffinityRealEstate.com | email: info@affinityrealestate.com | office: 218-237-3333 | fax:218-237-3377



\$310,000
MLS 6622806 Commercial
Sale
2301 Ash Avenue
Bemidji MN 56601



website: www.AffinityRealEstate.com | email: info@affinityrealestate.com | office: 218-237-3333 | fax:218-237-3377



\$310,000
MLS 6622806 Commercial
Sale
2301 Ash Avenue
Bemidji MN 56601